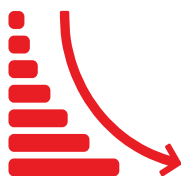


SUMMER BY THE NUMBERS

THE ACHIEVEMENT GAP

WHAT HAPPENS TO CHILDREN DURING THE SUMMER?



THE “SUMMER SLIDE”

is what often happens to disadvantaged children during the summer months. They tread water at best or even fall behind, while higher-income children build their skills steadily over the summer months.




Most students lose **TWO MONTHS**

of mathematical skills every summer, and low-income children typically lose another two to three months in reading.¹



Summer learning loss during elementary school accounts for two-thirds of the achievement **GAP IN READING** between low-income children and their middle-income peers by ninth grade.²

Based on a study by Johns Hopkins University



THE ACHIEVEMENT GAP

between children from high- and low-income families is roughly thirty to forty percent larger among children born in 2001 than among those born twenty-five years earlier.³



Elementary school students with high levels of attendance (at least five weeks) in voluntary **SUMMER LEARNING PROGRAMS**

experience benefits in math and reading.⁴



9 IN 10 TEACHERS

spend at least three weeks re-teaching lessons at the start of the school year.⁵


Sources: ¹ Cooper, H., Nye, B., Charlton, K., Lindsay, J., & Greathouse, S. (1996). *The effects of summer vacation on achievement test scores: A narrative and meta-analytic review*. *Review of Education Research*, 66 (3), 227-268. Retrieved from <http://journals.sagepub.com/doi/abs/10.3102/00346543066003227>
² Alexander, K. L., Entwisle D. R., & Olson L. S. (2007a). *Lasting consequences of the summer learning gap*. *American Sociological Review*, 72, 167
³ New York Times. (Feb 9, 2012). *Education Gap Grows Between Rich and Poor, Studies Say*.
⁴ Catherine H. Augustine, Jennifer Sloan McCombs, John F. Pane, Heather L. Schwartz, Jonathan Schweig, Andrew McEachin, and Kyle Siler-Evans. *Learning from Summer: Effects of Voluntary Summer Learning Programs on Low-Income Urban Youth*. RAND Corporation. (September 2016).
⁵ Surveyed by the National Summer Learning Association. Retrieved from <http://rer.sagepub.com/content/66/3/227.abstract> and http://c.ymcdn.com/sites/www.summerlearning.org/resource/resmgr/press_releases/nsla_summer_release_130528_f.pdf and http://c.ymcdn.com/sites/www.summerlearning.org/resource/resmgr/Publications/Impact_on_Teaching_and_Learn.pdf

www.summerlearning.org




national summer
learning association

ACCESS TO AND DEMAND FOR SUMMER PROGRAMS



51% OF FAMILIES not participating in a summer program say they would if one was available to them.⁶



Of families who pay for summer programs, the average weekly reported cost is **\$288 PER CHILD** per week⁷

SUMMER HEALTH AND NUTRITION FOR KIDS



In July 2017, only **1 IN 7** children who ate a free or reduced-price school lunch during the 2016-2017 school year were reached by the federally-funded Summer Nutrition Programs, which include the Summer Food Services Program and the National School Lunch Program.⁸



Minority children gain weight up to **TWICE AS FAST** during the unstable months of the summer as during the school year.⁹

SUMMER JOBS, SUMMER MELT AND OLDER YOUTH



Without summer counseling and support, **ONE-THIRD** of first generation college attenders fall victim to the “summer melt” and fail to enroll in the fall, even after being accepted.¹⁰



Waiting lists for summer youth jobs are **IN THE THOUSANDS** in most major cities, despite promising findings around reduced crime and mortality rates for participants.^{11,12}

Sources: ⁶ Afterschool Alliance. (2009). *American after 3 pm: The most in-depth study of how America's children spend their afternoons*. Retrieved from http://www.afterschoolalliance.org/AA3_Full_Report.pdf ⁷ Ibid. ⁸ *Hunger doesn't take a vacation: Summer nutrition status report 2018*. Food Research and Action Center. Retrieved from <http://frac.org/wp-content/uploads/2018-summer-nutrition-report.pdf> ⁹ Von Hippel, P. T., Powell, B., Downey, D. B., & Rowland, N. J. (2007). The effect of school on overweight in childhood: gain in body mass index during the school year and during summer vacation. *American Journal of Public Health, 97*(4), 696-702. ¹⁰ Castleman, B. L., Page, L. C., Winkle-Wagner, R., Bowman, P. J., John, E. P. S., Meyer, H. D., & Hu, S. (2014). *Summer melt: Supporting low-income students through the transition to college*. Cambridge, MA: Harvard Education Press. ¹¹ Heller, S. B. (2014). Summer jobs reduce violence among disadvantaged youth. *Science, 346* (6214), 1219-1223. ¹² Gelber, A., Isen, A., & Kessler, J. B. (2014). *The effects of youth employment: Evidence from New York City summer youth employment program lotteries* (No. w20810). National Bureau of Economic Research.