



World Vision's
Gift Catalog

Children's Curriculum



Overview

Children's Ministry leaders, this resource was created for you! You know best that children are some of the greatest change agents in the world. When children are inspired, they can do big things to transform lives. We hope this curriculum will help you nurture their hearts and minds as they learn about other children around the world through the lens of the World Vision Gift Catalog.

Our hope this Christmas season is that your Children's Ministry will be transformed—that kids at your church will understand that Christmas is about more than receiving gifts. It is about giving them, and grasping even more the impact of the Ultimate Gift we have been given through Jesus Christ.

This curriculum is designed for children ages 5 to 10 years old, and will introduce them to children around the world who are just like them in many ways, but who live very differently, many struggling to gain the basic necessities of life. As children hear the stories of their peers around the world, we hope and pray they will understand how they can be a part of loving others and bringing them hope.

We've seen kids come together with their churches to make a huge difference, and they get very excited in the process! Children just like the ones in your classroom have initiated activities—like creating and selling ornaments at church or setting up a lemonade stand—to help children in World Vision projects around the world. Children in churches like yours have been able to donate goats, provide bed nets, and even sponsor other children. Ministry leaders continue to tell us about the wonderful changes they have seen among the children in their ministries!

THEMES

Week 1: GIVING
Week 2: LOVE
Week 3: SHARING
Week 4: GIFTS

HOW THIS CURRICULUM WORKS

This curriculum is divided into four weeks, each organized around a unique theme. Each lesson includes an introduction, a story about a child, a Bible verse, and an activity worksheet for the group. The lessons are set up to be presented before Christmas, so plan accordingly or feel free to adjust each week's lesson as it fits best with your group.

To enhance the effectiveness of the lesson, it will help you to read through the entire curriculum beforehand and understand what activities and themes are in store. There are also videos to accompany each week's lesson. If you choose to show these videos, they can all be downloaded at worldvision.org/churchgc.

HOW THE LESSONS ARE ORGANIZED

- Areas of text in **bold orange font** are meant to be read aloud to the group—some parts include questions for the children to respond to. Just a reminder, when asking questions, be sure to allow the children plenty of time to respond.
- Areas of text in *italic black font* are instructions for you.
- The worksheet(s) for each week are included after each lesson and are designed for easy photocopying or printing.

What churches are saying about the Gift Catalog

Our children's church group has been studying about showing our love for God by serving others and not just ourselves. We thought that one way we could do this was by helping people in other countries who were very poor. So, we decorated ceramic piggy banks and began bringing money that we had earned to put in our banks. Our goal was to raise enough money to buy sports equipment, food, and clothes. Today we reached our goal, and are so excited to send this money to World Vision to purchase these items for people who need it the most.

Our class is usually small, with anywhere from three to 10 children, but God helped us bring in enough money. This is our first time to do something like this. We hope we can bring joy to other children who have very little.

Thank you for giving us the opportunity to do this.

In Christ,

The kids of Living Heritage Free Methodist Church

A number of families were gathered to enjoy our annual church camping trip, when I joined some of the teen girls sitting in the creek on folding chairs, soaking their feet in the water. One of them mentioned that she had read The Hole in Our Gospel, and we began to share with the other girls how difficult it was for families in other parts of the world to procure clean water. There we were, sitting with our feet in a stream with all the clean water we could possibly want. "Wouldn't it be cool if we could raise the money to dig a well?" one of the girls suggested. It was there, on a hot summer day in a stream, that the idea for this donation was born.

When we returned from camping, water bottles were handed out for families to fill with change and return. People brought back bottles of coins, and added dollar bills—fives, tens, twenties, and an occasional hundred. We exceeded our goal by nearly \$1,000.

It is our prayer that this gift will transform lives, and that the recipients will not only receive clean water, but also come to know the One who said, "If you knew the gift of God and who it is that asks you for a drink, you would have asked him and he would have given you living water" (John 4:10, NIV).

Sincerely,

The congregation at Levittown Baptist Church

WEEK ONE

Giving

A Christmas wish
list with a twist

OBJECTIVE:

To help children understand that the spirit of Christmas is not about receiving gifts, but about celebrating the gift we have been given in Jesus Christ.

INTRODUCTION:

Today we're going to talk about **giving**.

- Who can tell me what it means to “give?” What kinds of gifts have you given to your friends and family, maybe for their birthday or at Christmas?
- Can anyone tell me what time of year it is? *(Prompting the response of “Christmas!”)*
- And what do we know about Christmas? *(Various responses. Allow kids to share, but also note that it's when Jesus was born on earth.)*

Christmas is a fun time of year filled with parties and presents, but most importantly, it's when we celebrate the birth of Jesus. We get to remember His birth and thank Him for all He has done for us. This year, instead of making a wish list of gifts you would like to get from your family and friends, we are going to work together to make a list of gifts we would like to **give** for Christmas! Just like Jesus was born to **give** us new life, we want to honor Him and others by **giving**.

To help us, we're going to learn about a boy named Jolly who was **given** a very special gift.

WEEK
ONE

Giving: A Christmas wish list with a twist

JOLLY'S
STORY

Jolly is an 11-year-old boy who lives in Uganda, Africa. Do you know where that is? It's WAY on the other side of the world. It takes almost a whole day to travel there by airplane! (Encourage the children to find Uganda on a world map.)

Jolly's community is very different from ours. Villages like Jolly's don't have grocery stores to get their food or water that comes out of taps and into sinks in their houses. Some communities like Jolly's don't even have places where they can get Bibles to read. Thankfully, God is using other people to help Jolly's community.

Jolly was given a Bible by a friend from World Vision. He also got to participate in activities and classes at his church (just like you do). Jolly knows God has a special plan for his life. He says he wants to be a pastor someday, but many people and kids in Jolly's community say he already is! The Bible Jolly received is a treasure to him. He reads his Bible and prays for the kids in his community. Show the kids the photo of Jolly.

WEEK
ONE

Giving: A Christmas wish list with a twist

REFLECTION:

- Before Jolly was given a Bible, he didn't have one. Why do you think it's important to have a Bible?
- What do you learn about when you read your Bible?
- What kinds of things have you **given** that have made people happy?
- What kinds of things could you **give** to someone else?

BIBLE VERSE:

**The generous will prosper;
those who refresh others
will themselves be refreshed.**

—Proverbs 11:25 (NLT)



Have the class repeat the verse after you.

- What does it mean to be generous?
- Was Jolly's friend generous when he gave him a Bible?
- What does it mean to "refresh?"
- How was Jolly refreshed by the Bible he was given?

This Bible verse tells us that we are blessed (or refreshed) when we **give**. Villages like Jolly's have much less than our community and need generous people to help.

World Vision is an organization that works to help children around the world live happier lives. They work with friends who are generous to make sure families and towns have clean water, food to eat every day, and, in some places, Bibles like the one Jolly was given. That seems like a really nice thing, doesn't it? We're going to watch a few videos and learn more about how we can help make children in poor places happier, too.

VIDEOS:

Introduce video one

The first video we're going to watch today explains what World Vision does and how we can **give generously** to people around the world this Christmas.

WEEK
ONE

Giving: A Christmas wish list with a twist

*Play video one***“World Vision Gift Catalog—How It Works”**<http://www.youtube.com/watch?v=VODK55tS2XA>*Get the class talking about how we choose gifts and why we give gifts. Ask:*

- **What did Jack give his mom for Christmas?**
- **How did Jack help Isaiah even though they live far away from each other?**
- **How many of you have a difficult time choosing a gift for your parents and loved ones at Christmas time?** *(Teacher raises hand.)*

World Vision has a Gift Catalog, which is a fun way for us to pick out gifts, like goats, that are **given** to kids like Isaiah around the world!

Introduce video two (optional)

Ryan is from New Zealand. He saved his money to give animals to people in other countries and help them smile. When we give gifts of animals in honor of someone we love, there are even more smiles in the world.

*Play video two***“Why Ryan Gives Smiles”**<http://www.youtube.com/watch?v=z0lZ4cZqgkA>**PRAY:**

Pray for Jolly and kids like him who love God and just need help, like a Bible or food or clean water, to have a brighter future. Pray that our hearts would understand what it means to give and that we would be generous givers this Christmas.

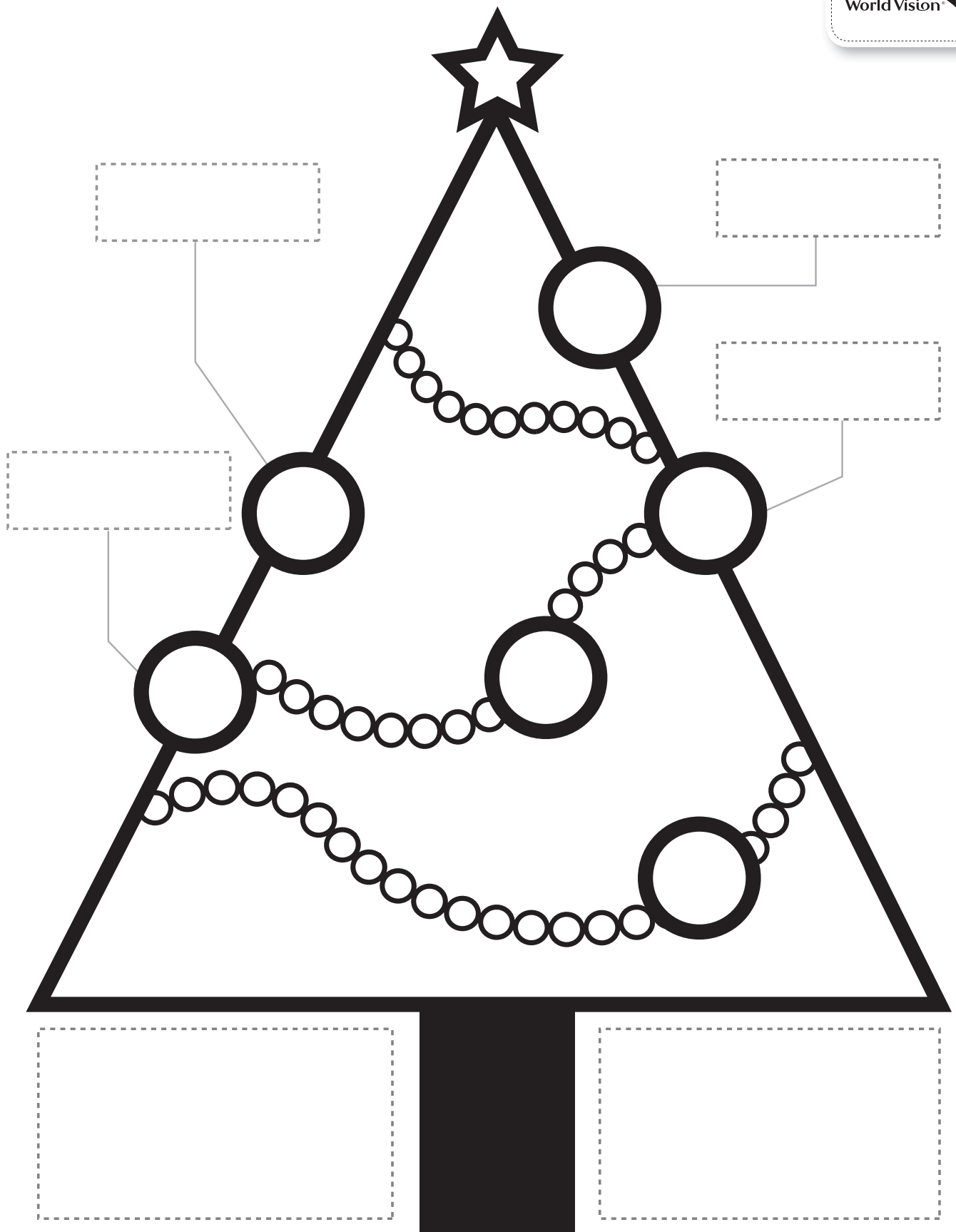
If you're not comfortable praying on your own, use this prayer to guide you:

Heavenly Father, we thank You for the many gifts You have given us. We especially thank You for the gift of your Son, Jesus. In this season of giving and celebrating His birth, help us to be generous. We thank You for kids like Jolly and pray that You would continue to use others to meet his needs. Thank You for letting us help do Your work in this world. In Jesus' name we pray, amen.

**ACTIVITY:** *Children will create a Christmas list with a twist—this is a list of what they will GIVE.*

Worksheet Week #1: My Giving Christmas List shows a Christmas tree that children can put presents under and decorate by drawing or writing what they would like to **give** loved ones this year. They can also cut out and paste words/presents from the provided options.

Materials needed: scissors, crayons/markers, and glue/tape



My Giving Christmas List

hugs

love

smile



prayer

goat

chicken

drawing

COW



ACTIVITY DIRECTIONS:

1. Write/draw (or cut out examples from above) four things you are going to give this Christmas.
2. Color in the Christmas tree.
3. Color the presents (left) and paste them under the tree.
Or, you can draw more things you would like to give and decorate the tree however you like.

My Giving Christmas List

WEEK TWO

Love

Why we love people

OBJECTIVE:

To learn about chickens and how they can show children around the world they are loved.

INTRODUCTION:

Briefly remind the children of what you did last week. Remind children about World Vision, giving happiness and joy to others, and the activity they did—their Giving Christmas Lists.

Last week, we talked about **giving** and how we can make other people happy when we are **generous**. We learned about Jolly and the Bible he was given by World Vision. And we made our Giving Christmas Lists.

Today we're going to learn about chickens! Who has seen a chicken? They are kind of funny, huh? What are chickens good for? (Examples: to eat, to produce eggs, etc.) Let's watch a video about a little boy named Elvis, his family, and their chickens.

STORY AND VIDEO:

Introduce video one

This video is about a little boy named Elvis. Elvis and his family received some chickens. While you're watching, think about the ways having these animals changed his life.

Play video one



"Chickens are Elvis' Best Friend"

http://www.youtube.com/watch?v=ackMc_usULc

WEEK
TWO

Love: Why we love people

REFLECTION:

Talk about what it means to have animals around:

- Do animals make us happy? What else do animals do for us? (Give us food.)
- For Elvis, getting a chicken from World Vision meant food and money for his family. Chickens provide Elvis' family with eggs that they can eat and sell!

BIBLE VERSE:

“Love each other. Just as I have loved you, you should love each other. Your love for one another will prove to the world that you are my disciples.”

—John 13:34-35 (NLT)



Have the class repeat the verse after you. Older children may want to memorize it. Explain the message:

God loves you and wants us to love one another. God loves us so much He came to earth as Jesus to be with us. We are loved by God, and God wants us to share that love with others. Sometimes loving others means doing things to let them know they are loved. Do you think Elvis' family felt loved when they received chickens from World Vision?

For Elvis and his family, chickens help them have food and make money by selling eggs, and they give Elvis pets in his home. All that just from some chickens! And the family that sent Elvis and his family the chickens was sending them a little bit of love.

**WEEK
TWO****Love: Why we love people****VIDEO:**

Introduce video two (optional)

These two brothers are kids in the United States, just like you. They are going to tell us all the things they think about when they think of Christmas, and what they love about the holiday.



Play video two

“Why I Love Christmas”

<http://www.youtube.com/watch?v=SnxJrEncLCw>

Answer any follow-up questions. Ask questions to spark the children's thinking about what we love about Christmas, such as:

- **What is one word you think of when you think about Christmas?**
- **How could having chickens make Christmas better for families who don't have enough food or money?**

**PRAY:**

Pray for Elvis and his family and others just like them. Pray that they would know God loves them. Pray that we would understand how much God loves us as well.

If you're not comfortable praying on your own, use this prayer to guide you:


God, we thank You for loving us so much You sent your son Jesus to be with us. Help us to love others just as You have loved us. We pray for Elvis, for the children in this room, and children around the world, that they would know Your love and know how to love others too! In Jesus' name we pray, amen.

**ACTIVITY:**

Worksheet Week #2: Chickens Make a Difference. *Students can connect the dots to make a chicken, then color the picture showing a happy child whose family now has enough money to send him to school, all because someone showed they loved them by giving them chickens. Hang finished products in the classroom OR have kids share with a loved one/parent.*

Materials needed: crayons or markers

Chickens Make a Difference



Chickens Make a Difference



WEEK THREE

Sharing

How can sharing with others change us?

OBJECTIVE:

To learn what sharing means and how Christ dying on a cross moves us to share His love with others, and to ask if there is anything we can go without to share with those in need.

INTRODUCTION:

Review major themes from previous lessons.

We've talked about **giving** and sharing what we have with others. Last week, we learned about chickens and how families that don't have much food can feel loved when they receive chickens.

This is a good time to highlight things that seemed to engage the class in previous sessions.

- Have they been thinking any more about Elvis and his chicken friends?
- Have they added to their list of what they want to give others for Christmas?

This week, we're going to talk about what we can do to **share** with others. This is the time of year we celebrate that Jesus was born. Throughout His life, Jesus shared hope, healing, and joy with those He met. But most importantly, He **shared** how much God loves each and every person.



WEEK
THREE

Sharing: How can sharing with others change us?

BIBLE VERSE:

**“If you have two shirts,
give one to the poor. If you have food,
share it with those who are hungry.”**

—Luke 3:11 (NLT)

Explain the message:

- What does it mean to share?
- What kinds of things do you share with your friends or brothers and sisters?

This verse teaches us that we need to share with others, especially with those who are poor. We not only share food and clothes and toys, but we also share stories and love with others. God wants us all to share and show our love to others this way. We are told in the Bible that love is shown through our actions, not just our words. (“Dear children, let’s not merely say that we love each other; let us show the truth by our actions.”—1 John 3:18, NLT)

I want to tell you another story about a child whose life was changed when someone else decided to share with her and love her through their actions.



Clara is 11 years old. She lives in Zambia, Africa—far away, just like Jolly from our story two weeks ago! Clara wasn’t sure about her future until World Vision came to her community. She didn’t know if she would be able to have regular meals, go to school, or have a safe house to live in. She used to live in a house with grass and mud as her roof!

Clara became a World Vision sponsored child, and her sponsor, who lives in another country, gave a special gift so her family could receive a goat. The goat, along with other regular donations from her sponsor, helped change Clara’s life. Her family now has nutritious milk that they can drink. They were also able to sell the milk to others to get a little money. Clara’s family was also able to buy a cow and chickens thanks to her generous sponsor.

CLARA’S
STORY

WEEK
THREE

Sharing: How can sharing with others change us?

VIDEO:*Introduce the video*

Just like Clara, other children's lives have been changed because of the goats they received from World Vision. Let's watch a video about what goats mean to a village!

Play the video**"Goats: The 'New' Sustainable Gift"**<http://www.youtube.com/watch?v=AM6j-Xxg5Tw>

Talk about the Gift Catalog and how children like them can share what they have to provide a goat for a family in need. Explain that when they share and provide a goat, it changes the lives of children like Clara.

Brainstorm a list of things the children could share this Christmas to help others. Write down the list and hang it up in your classroom.

**PRAY:**

Pray that we would understand what it means to share love with others. Thank God for His love that washes away our sins and pray that we will understand that love even more. Pray that we would desire to sacrifice for others, especially those who have much less than we do.

If you're not comfortable praying on your own, use this prayer to guide you:

Lord, thank You for the gift of Your Son. Thank You for the sacrifice of coming to earth, living with us, and dying for us. Help us to understand the power of Your love, and help us to see the things we can share so other children can have the things they need. In Jesus' name we pray, amen.

**ACTIVITY:**


Worksheet Week #3: Ornaments for Others. *Children can cut out and decorate ornaments that show some of the items that generous people are able to share from the World Vision Gift Catalog: goats, cows, chickens, and soccer balls. Children can hang them on their Christmas trees at home to help them remember how sharing with others helps show Jesus' love and changes the lives of children around the world.*

Materials needed: Scissors, markers/crayons, glitter (optional), glue, sturdy cardboard to glue the ornaments to, hole punches, yarn

What else could we give up to help others, especially around Christmas?



Ornaments for Others



WEEK FOUR

Gifts

How did the Magi's gifts
help the Christ child?

OBJECTIVE:

To review what we've learned and continue to think about how to act. How have World Vision gifts helped children around the world?

INTRODUCTION:

This week, begin by leading the students in a prayer for Christmas and community.

Dear Jesus, we gather to thank You for the gifts of life, love, and happiness. We pray that these lessons may help us to grow in our love for others so that we can help all God's children this Christmas season. We thank you for kids like Elvis, Jolly, and Clara who we've learned about. Dear God, You give us so much, help us to share what we've been given. In Jesus' name we pray, amen.

Review the lessons of the previous weeks before continuing. Encourage students to review what they have learned and see if the idea of gift giving at Christmas has changed for them. Ask some of the following questions to prompt conversation:

- Of all the gifts you saw World Vision donors provide for others, what gift would you most like to give to another child?
- Which story was your favorite?
- What have you learned about Christmas during our time together?

**WEEK
FOUR****Gifts: How did the Magi's gifts help the Christ child?****BIBLE VERSE:**

They entered the house and saw the child with his mother, Mary, and they bowed down and worshiped him. Then they opened their treasure chests and gave him gifts of gold, frankincense, and myrrh.

—Matthew 2:11 (NLT)

Explain the verse and how it relates to the conclusion of the Christmas season and the Gift Catalog gifts the class has learned about:

This verse tells the story of something that happened a little while after Jesus was born. It explains how God provided for Jesus through the gifts brought by the Magi to his family in Bethlehem. They would need them when they moved to Egypt to escape from evil King Herod.

REFLECTION:

Explain how gifts from World Vision's Gift Catalog are God's gifts to help poor children survive. We've learned about three children who received a goat, chickens, and a Bible because of the work of World Vision and generous people like you who offer to buy these gifts for children around the world.

Ask the students if, after learning about Clara, Jolly, and Elvis, they want to give a goat, chicken, or a Bible this Christmas season. Allow a few minutes for discussion:

- Why do we **give gifts**? What did God give to us at Christmas that makes us want to give to others?
- What would you be willing to share to help a needy child? Why do we share and help others?
- How do you think it would feel if you could give a gift to a child who really needed something to help their family survive?

WEEK FOUR

Gifts: How did the Magi's gifts help the Christ child?

Now transition to the Christmas story. Remind the class:

Jesus was born in a manger, surrounded by animals, shepherds, and his parents, Mary and Joseph. Think of all the animals that could have been around Jesus the night He was born. What kinds do you think may have been there? (Pause for ideas.) Cows? Camels? Goats? Sheep? Chickens?

VIDEO:

Last Christmas, a musical artist named Kris Allen went to Kenya to visit children who are being helped by World Vision. He played with them and sang songs with them. We're going to watch a video of him singing a song you all know, "Away in a Manger!" Let's sing along with him.

Watch the video

"Kris Allen Sings 'Away in a Manger' in Kenya"


<http://www.youtube.com/watch?v=clAwjbYkdZw>

ACTIVITY:

Worksheet Week #4: Jesus and the Animals shows a manger scene. The children can color and cut out animals from a separate sheet to arrange and glue around the baby Jesus.

Materials needed: scissors, crayons/markers, and glue/tape

Discuss the importance of animals to the children the class has met (Clara and Elvis):



What good things do we get from animals that we use or enjoy?

Examples: Milk, cheese, eggs, wool, money, friendship/love

PRAY:

Thank God for all the class has learned, and thank Him for the Christmas season, for Jesus coming to earth. Pray for the families around the world who still need the hope that chickens, a goat, or a Bible can bring.

If you're not comfortable praying on your own, use this prayer to guide you:

God, we thank You for this wonderful season of Christmas. We are so happy that Jesus came to us to live on earth and save us. God, we ask that You would help us to always remember there are other children and moms and dads in this world who do not have everything they need. Give us generous hearts and show us how we can be a part of blessing them with what they need. In Jesus' name we pray, amen.

