

Vital Congregations Survey Summary

The VC survey was composed of two parts: a multiple choice section from PC(USA) and a free response section from the Valley committee. A summary is below and the complete, detailed report follows.

Multiple choice survey:

- 178 responses (56% of Valley's membership)
- Valley's vitality score of 70 is 7 points below the average of other congregations who have taken this survey to date (We don't yet know the total number of congregations participating, but will share that information when we receive it from Presbytery.)
- PC(USA) suggests we pay particular attention to areas where responses from the congregation and responses from staff/leadership vary by greater than 10 percent. For Valley, two areas fell into this category:
 - Caring relationships (81% of the congregation felt this area is strong; 64% of staff and leadership felt this area is strong)
 - Empowering servant leadership (76% of the congregation felt this area is strong; 63% of staff and leadership felt this area is strong)
- Highest overall score: caring relationships
- Lowest overall score: intentional authentic evangelism

Free response questions:

- 120 submissions representing 479 unique comments
- 57% of those comments pertained to what Valley is doing well
- 39% of those comments were suggestions for areas that need improvement
- 4% were general comments not related to either category
- The top three positive responses pertained to:
 - Valley's sense of community
 - the care of our members
 - our pastor
- The three areas that had the most suggestions for improvement were:
 - Growing our membership
 - Providing variety in worship music
 - programming



USCIVS

U.S. Congregational Vitality Survey
DISCOVER YOUR STRENGTHS

Congregation Report

Thursday, November 14, 2019

Valley Community Presbyterian Church

CONGREGATIONAL VITALITY

Total Respondents:

178 worshipers

24 leadership & staff

VITALITY SCORE

Your congregation

70%

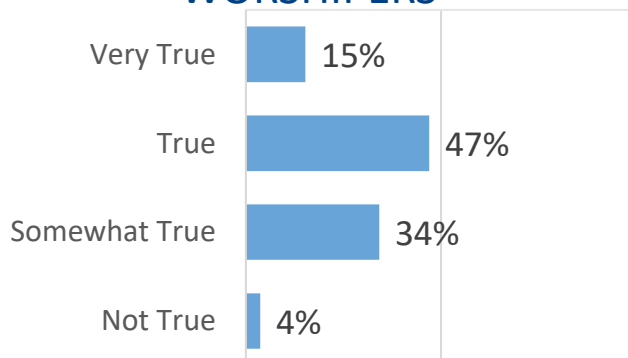
Benchmark

77%

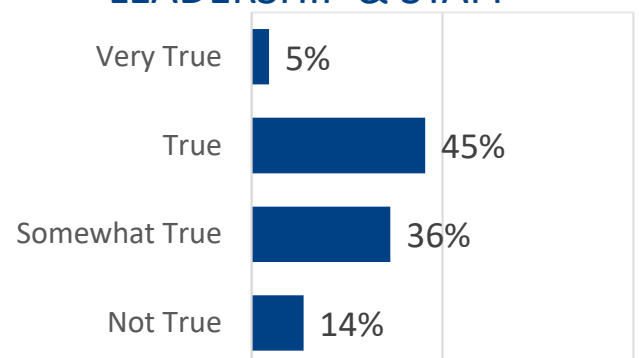
This score is based on an average of your congregation's total worshiper and leader ratings. The benchmark represents the average score of all the congregations that have taken the survey.

"This church is spiritually vital and alive"

WORSHIPERS



LEADERSHIP & STAFF



Based on worshiper survey results

Your congregation's greatest strength is:

CARING RELATIONSHIPS

Your congregation is least strong in:

EVANGELISM

I thank my God every time I remember you, constantly praying with joy in every one of my prayers for all of you, because of your sharing in the gospel from the first day until now. I am confident of this, that the one who began a good work among you will bring it to completion by the day of Jesus Christ. (Philippeans 1:3–6)

We recommend sharing the results first with your leadership, during a leadership meeting. We pray that when you read these reports that you do not do so with either discouragement or pride, but instead find your center in a spirit of faithfulness that assures us all that Christ is not finished with any of us yet.

Consider this the beginning of discernment, not the end of it. This report provides you with information, which we hope will reveal where your congregation's energy and resources can be most effectively focused. Whether you decide to cultivate your strengths, or to build up your areas in which you are least strong, or to stay as you are, is up to you. Remember, this report is not a judgment of your congregation or its ministries. Rather, it is an assessment of its current state based on the perceptions of your worshipers and leaders.

The cover page of this report provides you with some key overall data. First, take note of how many respondents you had. What percentage of your membership and leadership took the survey? Next, identify your congregation's overall vitality score. How does it compare to the score of other congregations that have taken the survey so far? Are you pleased with this score? Surprised? Now turn your attention to how your worshipers responded to the survey question "This church is spiritually vital and alive." Do most of them consider this statement to be true? Do worshipers and leaders answer the same? Finally, identify your primary strength and weakness as reported on the bottom of the first page. Do they surprise you? Why or why not?

The following pages give you a deeper look into how your congregation scored on each of the vital marks. The first page contains your congregation's score on each mark for both the worshiper and the leader survey. The score was calculated based on an average of total responses. Spend some time with this general overview before getting bogged down in any particular mark of vitality.

Then the seven subsequent pages dive deeper into each mark using the results from the worshiper survey. On this page, you can see how your worshipers responded to each question individually. This will give you an idea as to why your score is what it is.

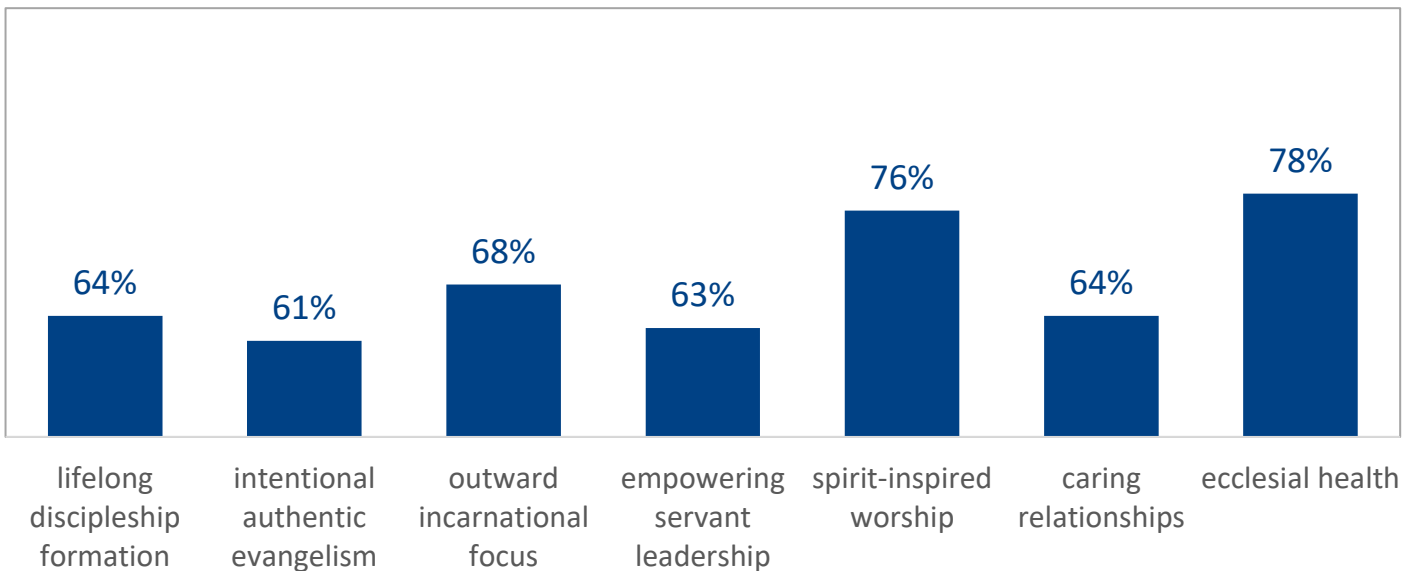
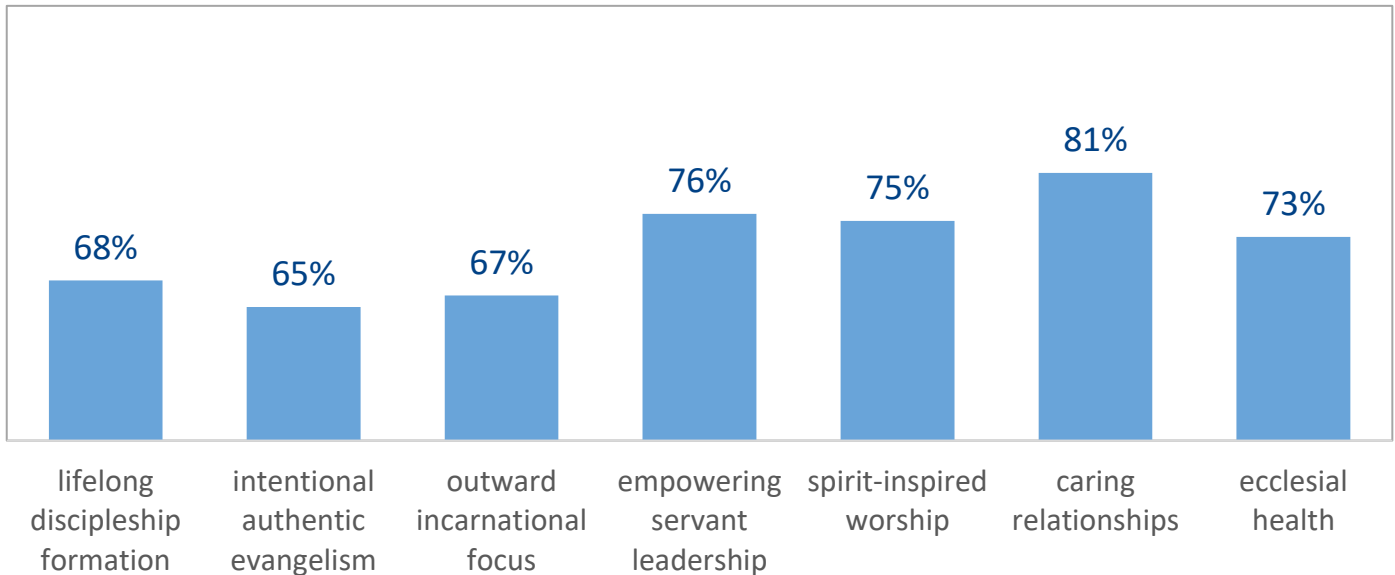
Finally, there are two background pages: one regards your congregation and one provides some demographics of your worshipers. Do you have many people attending your church who have not joined? Is the reported political and theological diversity about what you expected? Why or why not? Are

Valley Community Presbyterian Church

CONGREGATIONAL VITALITY



Below are your congregation's scores on each of the seven marks of vitality from *worshippers* and *leadership & staff*.



Pay attention not only to which scores are highest (your greatest strengths) and lowest (your possible areas for improvement), but also take note of any area where there is a 10% or higher difference in ratings between leadership & staff and worshippers. This could indicate an area where worshippers are not aware of what your church is doing, or where leadership is unaware of issues in the church.

The percentage scores were calculated based on average responses to multiple items in the surveys, which have been combined into scales representing each of the seven marks of vitality.

Valley Community Presbyterian Church

LIFELONG DISCIPLESHIP FORMATION



"The righteousness that comes through faith in Christ, the righteousness of God based on faith." Philippeans 3:9b

From the cradle to the grave seeking to be formed for right living with God and with all people.

Are your worshipers growing spiritually? Below you will find your congregation's overall score based on responses from worshipers and from leadership & staff. The responses to the questions further below are from the worshiper survey and were used to calculate your discipleship score based on worshiper responses.

YOUR DISCIPLESHIP SCORES



The role of the church

The following items measure how well the church is helping worshipers grow as disciples.

	Not at all well	Slightly well	Somewhat well	Very well
This church prioritizes faith formation and disciple making	6%	31%	50%	13%
<i>This church....</i>	Not at all	To a small extent	To some extent	To a great extent
Challenges me to become more Christ-like	1%	23%	45%	31%
Helps me apply my faith to everyday life	3%	17%	49%	31%
Nurtures my spiritual development	3%	17%	51%	29%

The role of the individual

The following items measure how well the worshipers are growing as disciples.

	Not true	Somewhat true	True	Very true
I know the Bible well	16%	54%	23%	6%
I see myself as a disciple	12%	42%	35%	12%
When I face a problem, I look to the teachings of Jesus for guidance	9%	49%	33%	9%
<i>How important is it that you make time to...</i>	Not important	Somewhat important	Important	Very important
Read the Bible	20%	34%	31%	16%
Pray or meditate	4%	22%	40%	35%
Deepen my relationship with God	5%	20%	37%	38%

Valley Community Presbyterian Church

INTENTIONAL AUTHENTIC EVANGELISM



"We have this treasure in clay jars, so that it may be made clear that this extraordinary power belongs to God." 2 Corinthians 4:7

Intentionally sharing the Good News of Jesus Christ, not just acts of kindness.

Are your worshipers sharing the Good News? Below you will find your congregation's overall score based on responses from worshipers and from leadership & staff. The responses to the questions further below are from the worshiper survey and were used to calculate your evangelism score based on worshiper responses.

YOUR EVANGELISM SCORES



The role of the church

The following items measure how well the church is helping worshipers engage in evangelism.

	Not at all well	Slightly well	Somewhat well	Very well
This church engages in evangelism	16%	35%	36%	12%
<i>This church....</i>	Not at all	To a small extent	To some extent	To a great extent
Encourages and equips me to share my faith	8%	33%	43%	16%
Encourages and equips me to share God's love when engaging in mission work or community service	2%	24%	50%	24%

The role of the individual

The following items measure how well the worshipers are engaging in evangelism.

	Not true	Somewhat true	True	Very true
I try to ensure that visitors to my church feel welcome	4%	17%	47%	32%
I invite people who do not attend church to come visit mine	34%	35%	22%	9%
I try to spread the word of God through my actions, like serving the community or engaging in mission work	4%	21%	43%	32%
<i>How important is it that you make time to...</i>	Not important	Somewhat important	Important	Very important
Seek opportunities to share my faith in everyday life	15%	46%	30%	8%
Discuss religion and spirituality with people who are not Christian	31%	40%	24%	5%
Build relationships with people who are not Christian	8%	17%	43%	32%

Note: Percentages may not add to 100 due to either rounding or the ability to select more than one option

Valley Community Presbyterian Church

OUTWARD INCARNATIONAL FOCUS



"The gate is narrow and the road is hard that leads to life, and there are few who find it." Matthew 7:14

Outward exploration and awareness, as well as a focus on neighbors, neighborhoods, and those who may never step foot in church.

Are your worshipers being Jesus out in the world? Below you will find your congregation's overall score based on responses from worshipers and from leadership & staff. The responses to the questions further below are from the worshiper survey and were used to calculate your outward focus score based on worshiper responses.

YOUR OUTWARD FOCUS SCORES



The role of the church

The following items measure how well the church is helping worshipers be Jesus in the world.

	Not at all well	Slightly well	Somewhat well	Quite well
This church responds to the needs of people outside the church	3%	19%	51%	27%
<i>This church....</i>	Not true	Somewhat true	True	Very true
Is working to alleviate suffering in our world	4%	31%	53%	13%
Provides a moral voice for our community	12%	36%	41%	12%
Has a noted presence in the community	4%	39%	43%	14%
Fosters environments of diversity	7%	42%	41%	11%
Emphasizes mission over self-preservation	22%	44%	27%	7%
Is working to address the root causes of suffering in society	4%	31%	53%	13%

The role of the individual

The following items measure how well the worshipers are being Jesus in the world.

	Not important	Somewhat important	Important	Very important
<i>How important is it that you make time to...</i>				
Engage in work with the lost, suffering, marginalized, and oppressed	5%	36%	33%	26%
Make specific efforts to form relationships of diversity	11%	31%	29%	29%
Learn about other cultures and faith traditions	8%	27%	40%	26%

Valley Community Presbyterian Church

EMPOWERING SERVANT LEADERSHIP



"The harvest is plentiful, but the laborers are few; therefore ask the Lord of the harvest to send out laborers." Matt. 9:37-38.

Identify, nurture, support the use of spiritual gifts of all people to serve

Are your worshipers being servant leaders? Below you will find your congregation's overall score based on responses from worshipers and from leadership & staff. The responses to the questions further below are from the worshiper survey and were used to calculate your leadership score based on worshiper responses.

YOUR SERVANT LEADERSHIP SCORES



Cultivating Spiritual Gifts

The following items measure how well the church is cultivating servant leadership within the church.

	Not at all well	Slightly well	Somewhat well	Very well
This church helps members find the best way they can contribute to the life of the church	2%	27%	49%	22%
<i>This church...</i>	Not at all	To a small extent	To some extent	To a great extent
Helps me to cultivate my God-given gifts	4%	26%	38%	31%
Provides me with opportunities to get involved	9%	23%	39%	29%
Involves me in the planning or leading of activities	9%	23%	39%	29%
Talks with me or teaches about stewardship (time, talent, treasure)	2%	13%	55%	30%
Nurtures my leadership development	9%	32%	38%	21%
	Not true	Somewhat true	True	Very true
I am heavily involved in this church beyond attending worship	19%	34%	23%	23%

Modeling Servant Leadership

	Not true	Somewhat true	True	Very true	Do not know
Staff and other leaders here model humility	1%	8%	36%	48%	7%
Our leaders are open to suggestions for improvement	1%	13%	34%	45%	7%
There is a good match between our congregation and our clergy	1%	12%	28%	54%	5%

Valley Community Presbyterian Church

SPIRIT-INSPIRED WORSHIP



“These people draw near with their mouths and honor me with their lips, while their hearts are far from me, and their worship of me is a human commandment learned by rote.” Isaiah 29:13

Worship is about God. We get to come on holy ground, encounter the presence of the living God, and are sent to live lives of wonder, love, and praise.

Are your worshipers being filled with the Spirit? Below you will find your congregation's overall score based on responses from worshipers and from leadership & staff. The responses to the questions further below are from the worshiper survey and were used to calculate your worship score based on worshiper responses.

YOUR WORSHIP SCORES



Personal growth inspired by worship

The following items measure how well worship services are inspiring personal growth

	Not at all well	Slightly well	Somewhat well	Very well
This church leads inspiring worship	6%	15%	33%	46%

Worship services at this church...	Not at all	To a small extent	To some extent	To a great extent
Challenge my assumptions and convictions	5%	24%	53%	18%
Help me understand scripture	2%	12%	45%	40%
Inspire me to action	4%	27%	45%	24%

Experiences felt during worship

The following items measure what experiences worship services are invoking

During worship services at this church I feel...	Rarely or never	Sometimes	Usually	Always
A sense of God's presence	8%	22%	43%	27%
Boredom	56%	35%	7%	3%
Connectedness	3%	24%	54%	19%
Energy	6%	38%	41%	16%
Frustration	62%	32%	5%	1%
Judgment	60%	33%	6%	1%
Renewal	10%	37%	38%	15%
Wonder	10%	47%	29%	13%

Note: Percentages may not add to 100 due to either rounding or the ability to select more than one option

Valley Community Presbyterian Church

CARING RELATIONSHIPS



“By this everyone will know that you are disciples, if you have love for one another.” John 13:35

Instead of a closed, judgmental community, people find freedom to share stories, encounter the Savior, and ask for help.

Do worshipers feel a sense of community within the church? Below you will find your congregation's overall score based on responses from worshipers and from leadership & staff. The responses to the questions further below are from the worshiper survey and were used to calculate your relationships score based on worshiper responses.

YOUR RELATIONSHIPS SCORES



Church Community

The following items measure what the church is doing to foster community

	Not at all well	Slightly well	Somewhat well	Very well
This church loves and cares for all its members	0%	4%	41%	56%
	Not true	Somewhat true	True	Very true
There is serious conflict within this church	63%	17%	3%	0%
There are members who have been and are still hurt by this church	30%	23%	9%	5%
	Do not know			
	17%	32%		

Individual Sense of Belonging

The following items measure whether the worshipers feel connected within the church

	Not true	Somewhat true	True	Very true
I feel a strong sense of belonging in this congregation	4%	25%	30%	42%
People would notice if I stopped coming to church	7%	22%	44%	27%
Sometimes this church feels cliquish and I feel left out	61%	20%	10%	9%
I have at least one close friend in this congregation	8%	13%	26%	53%
	Not at all	To a small extent	To some extent	To a great extent
This church supports me through prayers	2%	15%	33%	51%
This church makes me feel that my opinions are valued	6%	21%	38%	36%

Valley Community Presbyterian Church

ECCLESIAL HEALTH



“The body does not consist of one member but of many. God has so arranged the body that there may be no dissension within the body, but the members may have the same care for one another.” 1 Cor. 12: 14, 24b-25

Clarity in mission, core values to ministry, passion and joy in being the church, and a true valuing of the connectional church.

Is your church functioning well? Below you will find your congregation's overall score based on responses from worshipers and from leadership & staff. The responses to the questions further below are from the worshiper survey and were used to calculate your health score based on worshiper responses.

YOUR HEALTH SCORES



Mission and Future

	Not at all well	Slightly well	Somewhat well	Very well
This church stays healthy and strong	7%	25%	52%	17%
This church fulfills its mission	0%	20%	46%	34%

	Not true	Somewhat true	True	Very true
This church is resistant to change	27%	51%	12%	10%
This church has a healthy sense of mission or purpose	5%	23%	51%	22%
I am hopeful or excited about our future	5%	29%	45%	21%

Leadership

	Not true	Somewhat true	True	Very true	Do not know
I trust our leadership to make good decisions	2%	17%	48%	32%	0%
Our congregation manages conflict well	9%	28%	29%	9%	25%
This church avoids difficult conversations	45%	40%	10%	5%	0%
Leadership shares budget and financial information with members	7%	29%	56%	7%	0%

Valley Community Presbyterian Church

YOUR CONGREGATION AND YOU



Are you currently a member of this congregation?

- 81% Yes
- 0% No, but I am in the process of becoming a member
- 18% No, but I regularly participate here
- 2% No

How long have you been coming here?

- 2% Less than 1 year
- 13% 1-5 years
- 8% 6-10 years
- 77% More than 10 years

Are you any of the following? (Select all that apply.)

- 25% Elder
- 25% Deacon
- 7% Christian educator
- 1% Minister, pastor, or priest
- 7% On staff here
- 54% None of the above

Describe your involvement in this church.

- 25% It is increasing
- 56% It is staying about the same
- 19% It is decreasing

Select any of the following ways that you are involved in this church. (Select all that apply.)

- 8% I serve on the leadership council
- 43% I serve on a committee or task force
- 32% I engage in mission work
- 25% I attend or lead a class, Bible study, or small group
- 51% I attend many of the fellowship or special events
- 23% I am in choir or some other music ministry
- 9% I am a worship leader or help with worship
- 12% Other
- 15% None of the above

About how much of your annual income (before taxes) do you give to your church?

- 11% 10% or more
- 8% 7-9%
- 28% 4-6%
- 28% 1-3%
- 8% Less than 1%
- 17% I don't give

Over the past year, how often have you attended worship services at this congregation?

- 51% Every week
- 37% 2-3 times a month
- 2% About once a month
- 8% Occasionally or only for special occasions
- 1% Never

Do any of the following keep you from participating more in the life of the church? (Select all that apply.)

- 15% Work
- 25% Family
- 26% Health
- 30% Travel
- 7% Transportation
- 7% Distance
- 9% Lack of interest
- 30% None of the above
- 6% Other

Valley Community Presbyterian Church

BACKGROUND INFORMATION OF WORSHIPERS



Age

6%	up to 17 years
4%	18-25
3%	26-35
31%	36-65
57%	over 65

Gender

36%	Male
63%	Female
1%	Non-binary

Race and Ethnicity

1%	Asian
0%	Black or African American
1%	Hispanic or Latino/a/x
1%	Middle Eastern
2%	Native American
96%	White
1%	Multiracial
0%	Other

Household

23%	Lives alone
60%	Couple
8%	Couple with children
2%	Single adult with children
1%	Adult with parents
6%	Live with extended family
0%	Roommates

Employment

25%	Work full-time
8%	Work part-time
0%	Self-employed
2%	Full-time homemaker
8%	Student
3%	Unemployed
56%	Retired

Education

6%	Some high school or less
9%	High school diploma
4%	Trade certificate
8%	Associate degree
41%	Bachelors degree
26%	Masters degree
6%	Doctorate or professional degree

Income (pre-tax)

9%	Less than \$25,000
17%	\$25,000 to \$49,999
20%	\$50,000 to \$74,999
15%	\$75,000 to \$99,999
22%	\$100,000 to \$149,999
17%	\$150,000 or more

Political Orientation

29%	More on the conservative side
33%	More on the moderate side
38%	More on the liberal side

Theological Orientation

23%	More on the conservative side
43%	More on the moderate side
34%	More on the liberal side



USC CVS

U.S. Congregational Vitality Survey
DISCOVER YOUR STRENGTHS



Presbyterian Church (U.S.A.)
Research Services